

API-P SERIES


230 – 270 WATT HIGH QUALITY POLY-CRYSTALLINE PV MODULES AVAILABLE IN BOTH STANDARD AND BLACK ON BLACK.

ADVANCE POWER INC.

Using automated production lines, top of the line solar cells and materials complying to highest industry standards, Advance Power Inc. provides a complete set of poly and mono-crystalline PV modules ranging from **10W to 360W**.

Advance Power Inc. offers panels for use in small off-grid systems to the largest on-grid solar farms. Panels are tested and qualified for the severest weather conditions.

ALL OUR API-P MODULES COMPLY WITH UL1703 FIRE CLASS A REQUIREMENTS



FEATURES	BENEFITS
Solar module efficiency up to 16.5%	Generate more energy per square meter
Protective, Bypass diodes	Avoids effect of partial shading
Factory equipped weatherproof junction box Waterproof(UL94, V-O) connector Anodized aluminum frame 24v system	Flawless operation in wet weather and marine applications Perfect for GRID applications
Tempered glass EVA resin Weather proof film Anodized aluminum frame	Resilient to harsh weather conditions
Highest standards in manufacturing and design quality ISO9001:2008 production line	Optimal panel performance Long term product performance

QUALITY ASSURANCE

- Backed by liability insurance
- Salt Mist Corrosion Certified
- Wind Resistance Load: 6000Pa
- ISO9001:2008
- Electrical insulation test
- Outdoor exposure test
- Hot spot endurance test
- UV exposure IEC61345
- Thermal cycling
- Humidity freeze
- Damp heat test
- Robustness of termination test
- Wet leakage current test
- Mechanical load test
- Hail impact test
- Bypass diode thermal test

INVESTMENT PROTECTION

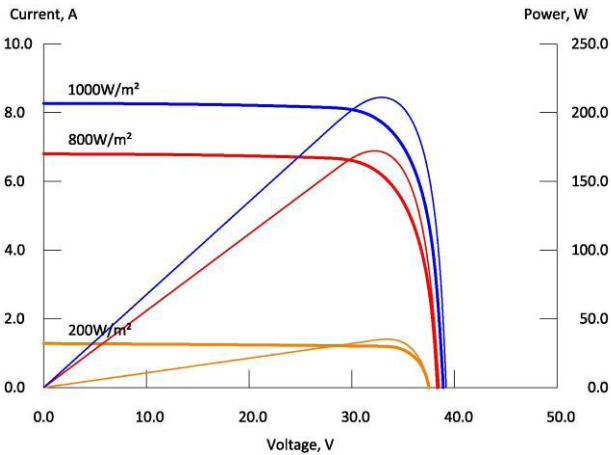
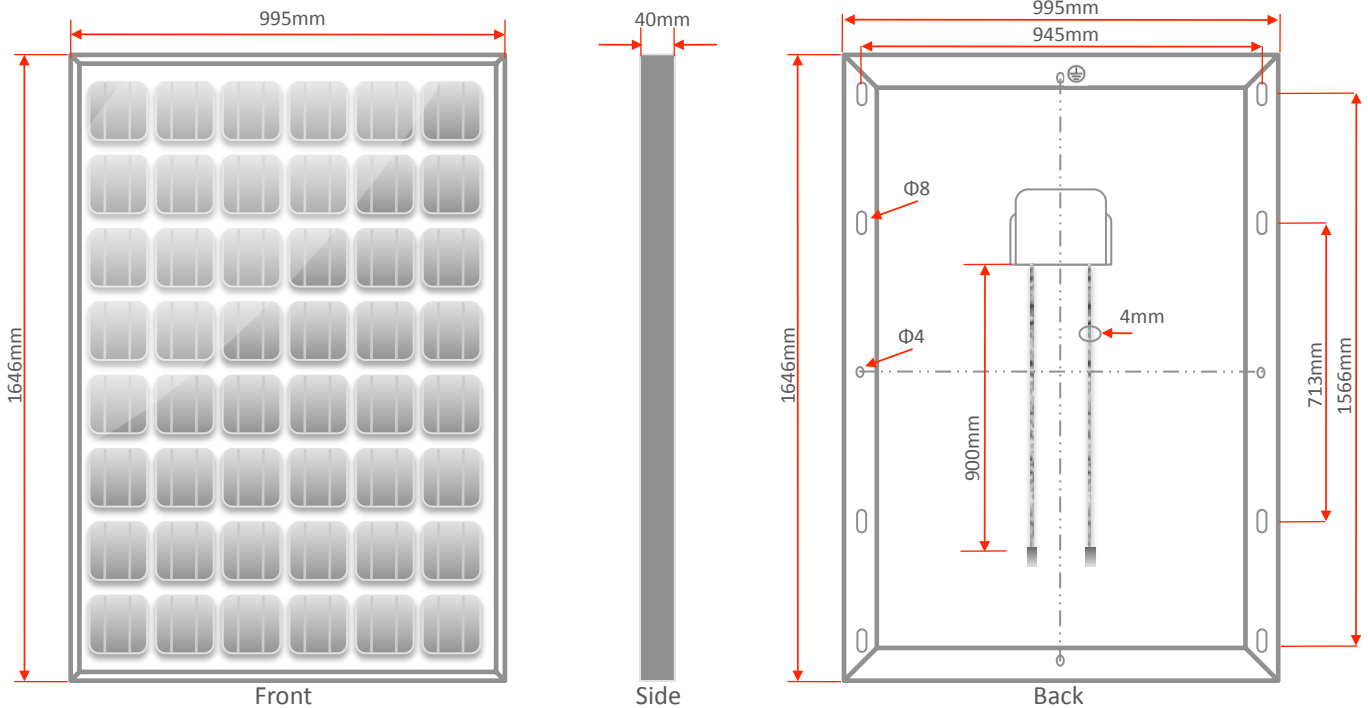
- 5 years product workmanship guarantee
- 12 years 90% power output warranty
- 25 years 80% power output warranty



Specifications subject to change without notice.

API-P SERIES

Electrical Characteristics	API-P230	API-P235	API-P240	API-P245	API-P250	API-P255	API-P260	API-P265	API-P270
Maximum Power [W]	230	235	240	245	250	255	260	265	270
Tolerance	+ 3%								
Open circuit Voltage [V]	36.60	36.72	36.72	36.90	37.20	37.50	37.86	38.04	38.58
Short circuit Current [A]	8.17	8.23	8.42	8.46	8.52	8.56	8.64	8.68	8.97
Maximum Power Voltage [V]	30.48	30.60	30.54	30.84	31.20	31.56	31.86	32.16	32.16
Maximum Power Current [A]	7.55	7.68	7.90	8.00	8.03	8.08	8.19	8.26	8.44
Solar Module Efficiency [%]	14.04	14.35	14.65	14.96	15.26	15.57	15.88	16.18	16.49
Series Fuse Rating [A]	15								
Terminal Box Protection Code	IP65								
Maximum System Voltage [V]	DC1000(IEC), DC600(UL)								
Operating Temperature [C]	-40 to 85								
Number of cells	60 (6" Poly)								
Connector Type	Tyco/MC4 Compatible – based on customer request								



Legend: — Current & Voltage, — Power & Voltage

Mechanical Characteristics	
Frame	Anodized Aluminum
Dimension (L x W x D)	64.80" x 39.17" x 1.57" / 1646mm x 995mm x 40mm
Weight/pc	19.0kg/41.9lbs
Packing	13pcs/carton
Loading/container	312pcs/20ft; 728/40ft
Maximum wind load	6000 Pa

Temperature Coefficients		Standard Test Conditions (STC)	
NOCT	44.9±0.1°C	Irradiance	1000W/m ²
Short circuit current	+0.06%/C	Module Temperature	25 °C
Open circuit voltage	-0.15%/C	AM	1.5
Max power output	-0.45%/C		

Specifications subject to change without notice.